

# How to Deliver Odors

Mursel Karadas

2026-03-04

## Odor Delivery Strategies

Traditional olfactometry often relies on sequential delivery, which limits the complexity of the olfactory stimuli. This document introduces two alternative strategies for delivering odors, each with distinct mechanical advantages and technical trade-offs.

---

### Legacy Serial Olfactometer Strategy

The legacy strategy is characterized by a shared manifold architecture where odors are presented sequentially. This approach is optimized for single-odor stability.

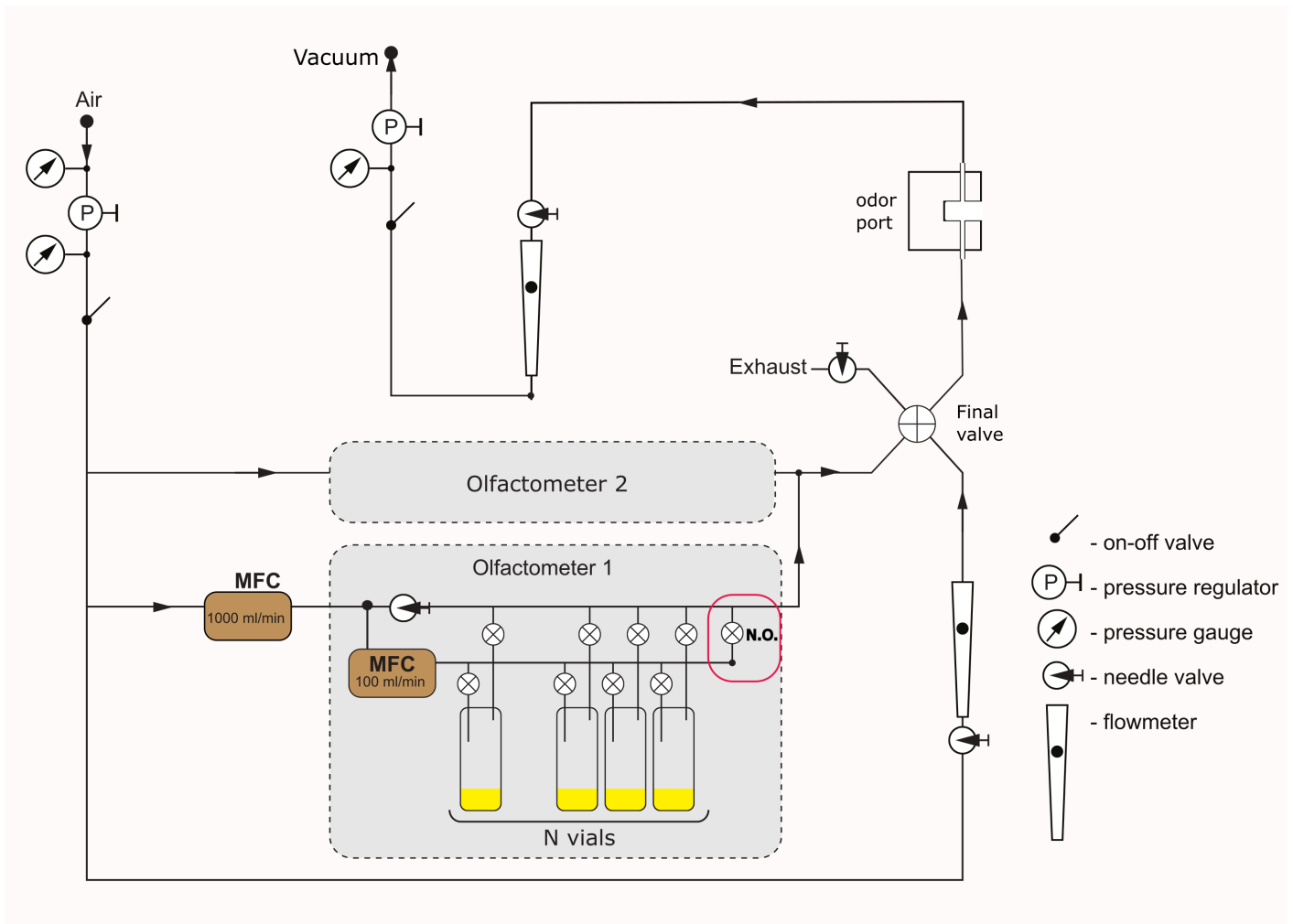


Figure 1: Schematic of the shared manifold architecture. Sequential delivery ensures constant pressure but limits mixture complexity.

### Operational Logic

- **Capacity:** Each olfactometer cassette is designed to present only one odor at a time.
- **Bypass Mechanism:** Each cassette features a **Normally Open (N.O.) valve** at the end of the manifold.
- **Standby State:** When no odor is being delivered, the N.O. valve remains open, allowing air to bypass the odor vials.
- **Odor Delivery State:** To initiate delivery, the N.O. valve closes, and the valves flanking a specific vial switch on.
- **Pressure Dynamics:** Since only one path is active at any time, the pressure load on the source remains constant.
- **Final Valve Management:** A dual 3-way final valve toggles between a clean air line and the cassette output.

! Important

This design does not support opening of multiple vials in one olfactometer.

## Independent-Channel Parallel Strategy

The parallel strategy utilizes an independent architecture, allowing for complex mixtures and individual flow control for every channel.

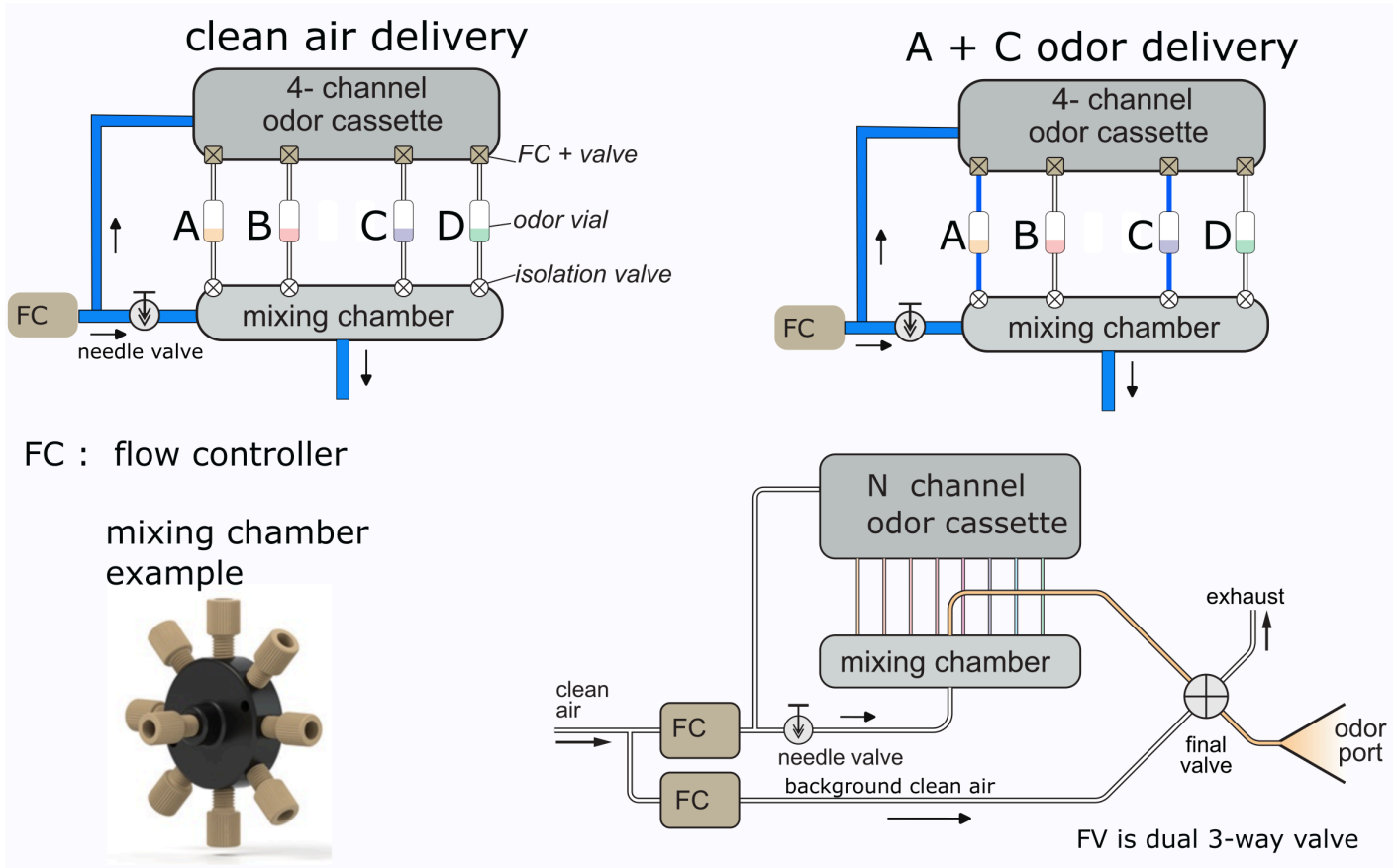



Figure 2: Schematic of the independent-channel parallel architecture. **Blue lines:** Carrier gas flow paths. **A–D:** Independent odor vials with dedicated flow control.

### Component Description and Flow

- **Independent Flow Controllers (FC):** Every odor line (A, B, C, D) is equipped with its own dedicated flow controller.
- **Dual Isolation Valves:** Each odor vial is isolated by valves both before and after the vial.
- **Mixing Chamber:** A specialized hub collects and blends the output from any combination of active channels.

- **Dual 3-Way Final Valve (FV):** This valve manages the transition between the odor port and the exhaust.

 **Critical Pneumatic Constraint**


- **Vial Input Demand:** Opening multiple vials simultaneously creates cumulative carrier gas demand.
- **Pressure Stability:** Each independent channel requires a “stiff” pressure supply.
- **Scaling Limit:** The system requires high enough input pressure to maintain independent flow integrity across all active lines.

---

### Comparative Strategy Analysis

Feature	Legacy Serial	Parallel Independent
<b>Mixing Capability</b>	1 odor per cassette	Up to 4 odors simultaneously
<b>Flow Control</b>	Shared MFC for manifold	Dedicated FC per line
<b>Vial Isolation</b>	Shared bypass via N.O. valve	Independent valves per vial
<b>Pressure Load</b>	<b>Constant</b> – low demand	<b>Variable</b> – high demand per vial

---

 **See also**

- Air Dilution Olfactometer by Rob Campbell
- HMS Olfactometer
- EJHongLab Olfactometer